



# GRYPHON

## Customized Suit Measurement Chart

### Instructions

You **MUST** follow the instruction sheet when providing your body measurements. It is recommended to have a helper, or a tailor to measure you per our instructions. All measurements must be taken in centimeters.

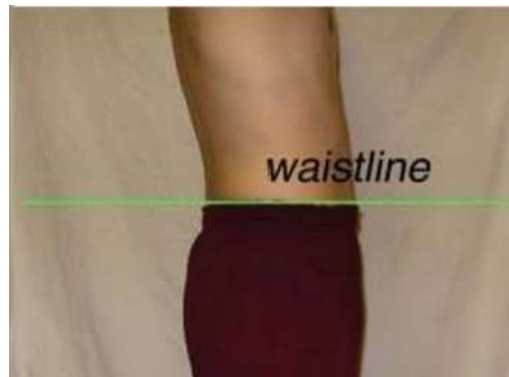
1. Use a soft tailor measuring tape.
2. Take all measurements in centimeters.



When measuring, please wear a snug fitting shirt and shorts. The idea is to wear whatever you'll be wearing underneath the suit including an additional protective items worn under the suit (airbag, knee brace, etc).

#### Please Note

For measurement purposes, this is considered your "navel" which is also your waistline. Please remember this while measuring yourself.



**Height** – Measure from base of your neck to the top of your ankle in centimeters.

**Weight** – Ensure weight has been calculated while wearing undergarments only.



### 1 Chest

Measurements (cm) \_\_\_\_\_

Measure around the fullest part of the chest, while holding the tape high under the arms.  
**NOTE:** Be sure that the tape does not fall down on the back



### 2 Waistline / Naval

Measurements (cm) \_\_\_\_\_

Measure around your waistline at the navel (as shown).  
**NOTE:** For all measurements, the waistline is located at the navel.



### 3 Neck

Measurements (cm) \_\_\_\_\_

Measure the neck as shown.  
**NOTE:** Turn head to left before measuring.



### 4 Complete Outside Sleeve Length

Measurements (cm) \_\_\_\_\_

Measure from the top of the shoulder to the wrist bone (as shown).  
**NOTE:** A slight curve of the arm is important to mimic the riding position  
**Note:** This measurement must be equal to measurement Number 5 Shoulder to Elbow + Number 6 Elbow to Wrist



### 5 Shoulder to Elbow

Measurements (cm) \_\_\_\_\_

Measure from the top of shoulder to elbow.



### 6 Elbow to Wrist

Measurements (cm) \_\_\_\_\_

Measure from the top of the elbow to wrist bone.



### 7 Bicep

Measurements (cm) \_\_\_\_\_

Bend arms halfway, make a tight fist, and flex the bicep. Measure around the largest part of the flexed bicep (as shown).



### 8 Forearm

Measurements (cm) \_\_\_\_\_

Bend arms halfway, make a tight fist, and flex the forearm. Measure around the largest part of the flexed forearm (as shown).

Note: add an extra + 2 centimeters to your measurements, then record them.



### 9 Wrist

Measurements (cm) \_\_\_\_\_

Measure around the wrist, across the wrist bone (as shown).

Note: add an extra + 2 centimeters to your measurements, then record them.



### 10 Shoulder to Shoulder

Measurements (cm) \_\_\_\_\_

Measure shoulder to shoulder (as shown).



### 11 Neck to Navel (Waistline)

Measurements (cm) \_\_\_\_\_

At the front, measure from the base of the neck, (Right below Adams Apple) to the waistline (at navel) as shown.



### 12 Neck to Navel (Waistline)

Measurements (cm) \_\_\_\_\_

At the back, measure from the base of the neck, To the waistline (at navel line as shown).

Note: set your underwear/shorts so that the waistband is just over the navel, and the waistband is parallel to the floor then measure to the waistband



### 13 This is only ONE measurement And it is very important (See Both Photo 13 and 13A)

Measurements (cm) \_\_\_\_\_

Measure from the base of the neck (at front) straight down the chest, under the bottom of the crotch, and straight up the back to the base of the neck (at back).

NOTE: Make the measurement SLACK!



### 13A



### 14 Hips

Measurements (cm) \_\_\_\_\_

Measure around the fullest (middle) part of the seat/buttocks (as shown)



### 15 Upper Thigh

Measurements (cm) \_\_\_\_\_

Measure around the largest part of the upper thigh (as shown).

Note: Do a partial crouch, and flex the thigh before measuring.



### 16 Lower Thigh

Measurements (cm) \_\_\_\_\_

Measure around the lower thigh (as Shown)

Note: Do a partial crouch, and flex the thigh before measuring



### 17 Knee

Measurements (cm) \_\_\_\_\_

Measure around the center of the kneecap (as shown)

Note: Add an extra 2 centimeters to your measurements, then record them



### 18 Calf

Measurements (cm) \_\_\_\_\_

Measure around the largest part of the calf muscle, with the calf flexed (as shown)

Note: Add an extra 2 centimeters to your measurements, then record them



### 19 Ankle

Measurements (cm) \_\_\_\_\_

Measure directly above the ankle bone (as shown)



## 20 Inseam

Measurements (cm) \_\_\_\_\_

Measure from the top of the crotch to right above the ankle bone (as shown)

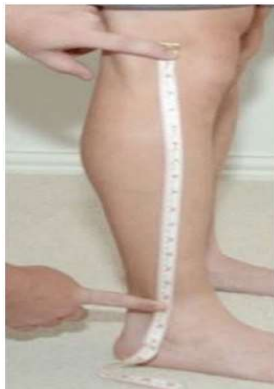


## 21 Waistline / Navel to Knee

Measurements (cm) \_\_\_\_\_

On the side, measure from the waistline (at navel) to the center of the kneecap (as shown)

Note: Bend the leg slightly before measuring



## 22 Knee to Ankle

Measurements (cm) \_\_\_\_\_

On the outside, measure from the center of the kneecap to directly above the ankle bone (as shown).



## 23 Waistline / Navel to Ankle

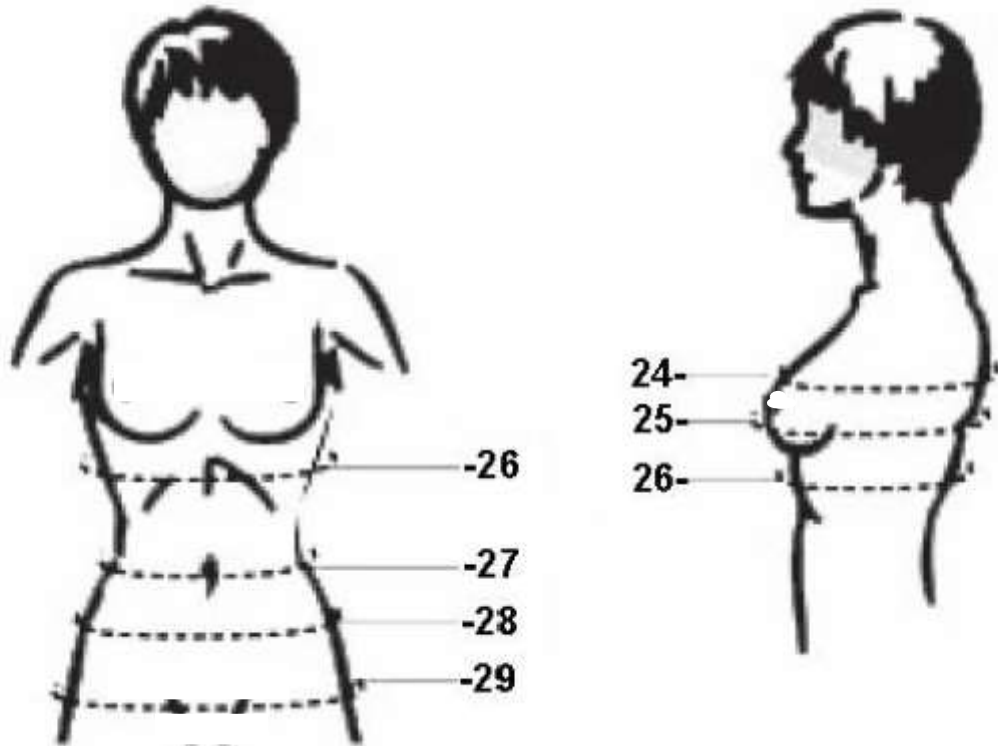
Measurements (cm) \_\_\_\_\_

On the outside, measure from the waistline (at the navel) to directly above the ankle bone (as shown).

Note: It is very important that the leg is straight (as shown).

Note: This measurement must equal to Navel to Knee (21) and Knee to Ankle (22)

## Women's Measurements



24 Upper Chest

Measurement (cm) \_\_\_\_\_

25 Mid Chest

Measurement (cm) \_\_\_\_\_

26 Upper Waist

Measurement (cm) \_\_\_\_\_

27 Waist / Navel

Measurement (cm) \_\_\_\_\_

28 Lower Waist

Measurement (cm) \_\_\_\_\_

29 Hips

Measurement (cm) \_\_\_\_\_

# Riders Summary of Measurements & Suit Configuration

## Height

Measure from middle of neck to right above the ankle bone

Measurement (cm) \_\_\_\_\_

## Weight

Weight with undergarments

Measurement (lbs.) \_\_\_\_\_

1 Chest	_____ (cm)	16 Chest	_____ (cm)
2 Waistline	_____ (cm)	17 Knee	_____ (cm)
3 Neck	_____ (cm)	18 Calf	_____ (cm)
4 Complete Outer Sleeve	_____ (cm)	19 Ankle	_____ (cm)
5 Shoulder to Elbow	_____ (cm)	20 Inseam	_____ (cm)
6 Elbow to Wrist	_____ (cm)	21 Waistline to Knee	_____ (cm)
7 Bicep	_____ (cm)	22 Knee to Ankle	_____ (cm)
8 Forearm	_____ (cm)	23 Waistline to Ankle	_____ (cm)
9 Wrist	_____ (cm)	24 Women Upper Chest	_____ (cm)
10 Shoulder to Shoulder	_____ (cm)	25 Women Mid Chest	_____ (cm)
11 Neck to Waistline (Front)	_____ (cm)	26 Women Upper Waist	_____ (cm)
12 Neck to Waistline (Back)	_____ (cm)	27 Women Waist / Navel	_____ (cm)
13 Front of Neck – Crotch - Back of Neck	_____ (cm)	28 Women Lower Waist	_____ (cm)
14 Hip	_____ (cm)	29 Women Hips	_____ (cm)
15 Upper Thigh	_____ (cm)		



# Rider's Contact & Shipping Information

Rider Name: \_\_\_\_\_

Phone Number: \_\_\_\_\_

Email: \_\_\_\_\_

Address Line 1: \_\_\_\_\_

Address Line 2: \_\_\_\_\_

City / Ville: \_\_\_\_\_ State / Province: \_\_\_\_\_

Zip Code / Postal Code: \_\_\_\_\_

Signature \_\_\_\_\_ Date: \_\_\_\_\_